

**TSE**<sup>®</sup>



**SPEAK**<sup>®</sup>

**TOEFL/TSE Services**

**Educational Testing Service  
P.O. Box 6151  
Princeton, NJ 08541-6151  
USA**

**Phone: 1-609-771-7100**

**Fax: 1-609-771-7500**

**E-mail: [toefl@ets.org](mailto:toefl@ets.org)**

**Web site: <http://www.toefl.org>**

TSE<sup>®</sup> and SPEAK<sup>®</sup> are sponsored by the  
Test of English as a Foreign Language Program



70606-008659 • S91M25 • Printed in U.S.A.  
I.N. 407521

## Appendix E

### SAMPLE TSE TEST\*

The TSE test is designed to measure proficiency in spoken English. Because spoken language proficiency can be achieved only after a relatively long period of study and much practice, an attempt to study English for the first time shortly before taking the test will not be very helpful.

To help you become familiar with the TSE test, several practice questions are provided below.

### ON THE DAY OF THE TEST

On the day of the test, you will be given a test book and asked to listen to and read the general directions before you begin. It is a good idea to become familiar with the directions before the day of the test. The practice questions below are similar but not identical to questions you will find in the actual test. Therefore, responses to these practice questions may not be acceptable on an actual test. During the TSE test your responses will be recorded on tape. It might be helpful to record your practice responses on tape, then listen to hear how your speech actually sounds.

### GENERAL DIRECTIONS

In the Test of Spoken English, you will be able to demonstrate how well you speak English. The test will last approximately 20 minutes. You will be asked questions by an interviewer on tape. The questions are printed in parentheses after each question. You are encouraged to answer the questions as completely as possible in the time allowed. While most of the questions on the test may not appear to be directly related to your academic or professional field, each question is designed to tell the raters about your oral language ability. The raters will evaluate how well you communicate in English.

As you speak, your voice will be recorded. Your score for the test will be based on your speech sample. Be sure to speak loudly enough for the machine to record clearly what you say. Do not stop your tape recorder at any time during the test unless you are told to do so by the test supervisor. If you have a problem with your tape recorder, notify the test supervisor immediately.

### TSE PRACTICE QUESTIONS\*\*

First, the interviewer will ask you three questions. These questions are for practice and will not be scored, but it is important that you answer them.

Sample questions:

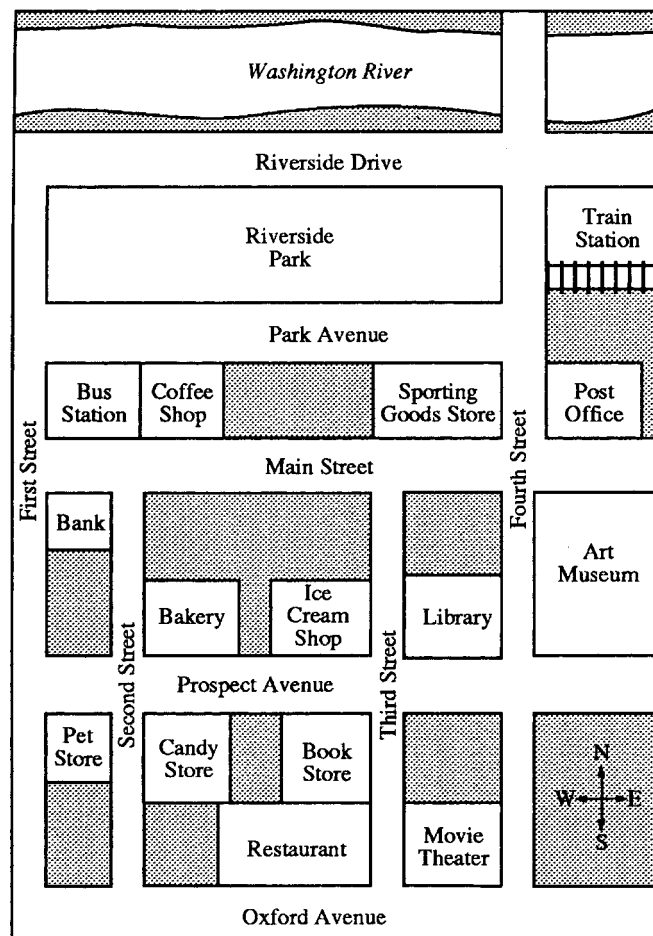
What is the ID number on the cover of your test book? (10 seconds)

What is the weather like today? (10 seconds)

What are your plans for the rest of the day? (10 seconds)

Then the test will begin. Be sure to speak clearly and say as much as you can in responding to each question.

Imagine that we are colleagues. The map below is of a neighboring town that you have suggested I visit. You will have 30 seconds to study the map. Then I'll ask you some questions about it.

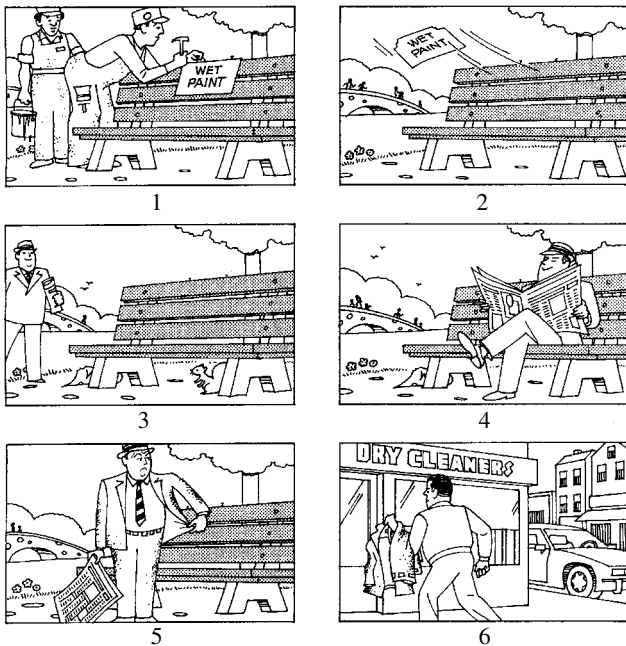


1. Choose one place on the map that you think I should visit and give me some reasons why you recommend this place. (30 seconds)
2. I'd like to see a movie. Please give me directions from the bus station to the movie theater. (30 seconds)
3. One of your favorite movies is playing at the theater. Please tell me about the movie and why you like it. (60 seconds)

\* Copies of this sample test are available at <http://www.toefl.org>, or by contacting the TSE program.

\*\* Please note that the graphics used in the TSE practice questions are not the same size as those found in an actual test book.

Now please look at the six pictures below. I'd like you to tell me the story that the pictures show, starting with picture number 1 and going through picture number 6. Please take one minute to look at the pictures and think about the story. Do not begin the story until you are told to do so.

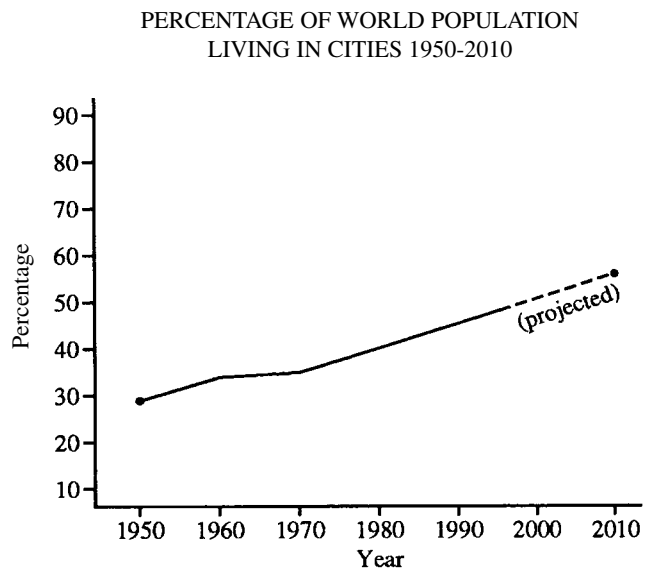


4. Tell me the story that the pictures show. (60 seconds)
5. What could the painters have done to prevent this? (30 seconds)
6. Imagine that this happens to you. After you have taken the suit to the dry cleaners, you find out that you need to wear the suit the next morning. The dry cleaning service usually takes two days. Call the dry cleaners and try to persuade them to have the suit ready later today. (45 seconds)
7. The man in the pictures is reading a newspaper. Both newspapers and television news programs can be good sources of information about current events. What do you think are the advantages and disadvantages of each of these sources? (60 seconds)

Now I'd like to hear your ideas about a variety of topics. Be sure to say as much as you can in responding to each question. After I ask each question, you may take a few seconds to prepare your answer, and then begin speaking when you're ready.

8. Many people enjoy visiting zoos and seeing the animals. Other people believe that animals should not be taken from their natural surroundings and put into zoos. I'd like to know what you think about this issue. (60 seconds)
9. I'm not familiar with your field of study. Select a term used frequently in your field and define it for me. (60 seconds)

10. The graph below presents the actual and projected percentage of the world population living in cities from 1950 to 2010. Tell me about the information given in the graph. (60 seconds)



11. What might this information mean for the future? (45 seconds)
12. Now imagine that you are the president of the Forest City Historical Society. A trip to Washington, D.C. has been organized for the members of the society. At the last meeting you gave out a schedule for the trip, but there have been some changes. You must remind the members about the details of the trip and tell them about the changes indicated on the schedule. In your presentation do not just read the information printed, but present it as if you were talking to a group of people. You will have one minute to plan your presentation. Do not begin speaking until you are told to do so.

**FOREST CITY HISTORICAL SOCIETY  
TRIP TO WASHINGTON, D.C.**

**Date:** Saturday, April 12

**Transportation:** Chartered Bus

**Depart:** 8:00 ~~8:30~~ a.m. — Community Center parking lot

**Itinerary:** 10:30 a.m. — Guided Tour of White House  
12:30 p.m. — Lunch\* - Rock Creek Park  
3:00 p.m. — National Museum of History and Technology (lecture - 4:00 p.m.)  
6:30 p.m. — Dinner - ~~Embassy~~ *Capital Inn* Restaurant Georgetown

**Return:** 10:00 p.m. (approximately)

**Cost:** ~~\$20.00~~ (excluding admissions and dinner)  
**\$25.00**

\* Bring your own

(90 seconds)