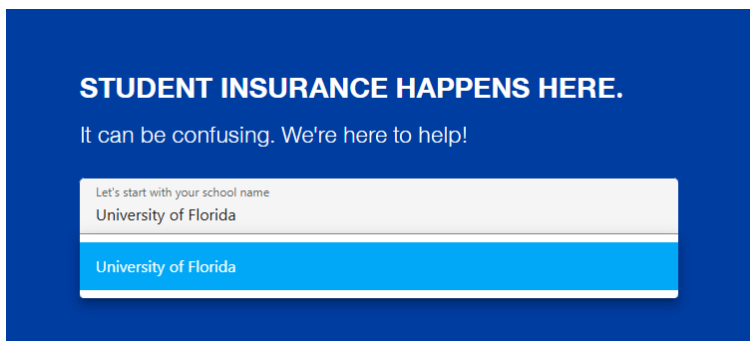


How to Enroll in UF's United Healthcare Plan

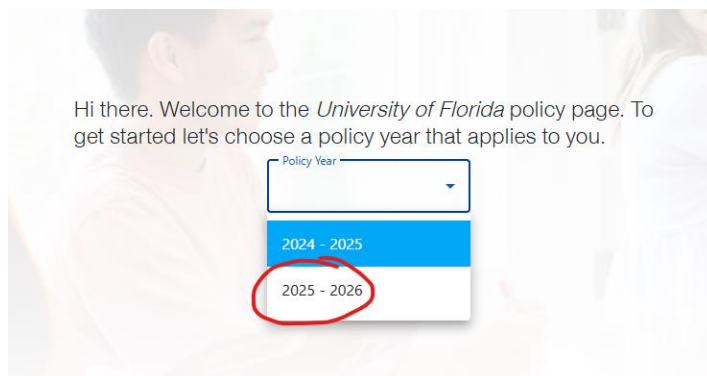
(for ELI students only)

Step 1: In a web browser, go to the link <https://www.uhcsr.com/>

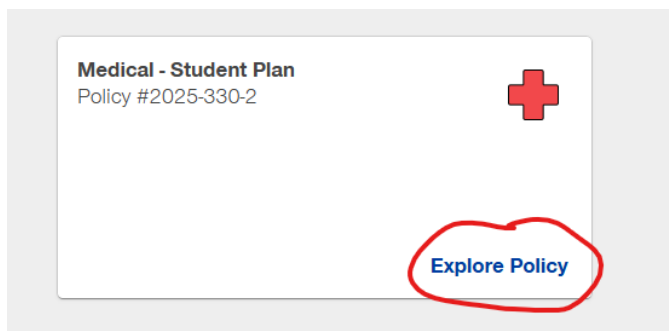
Step 2: In the space that says, “Let’s start with your school name”, type **University of Florida**. Click on the highlighted name that appears.



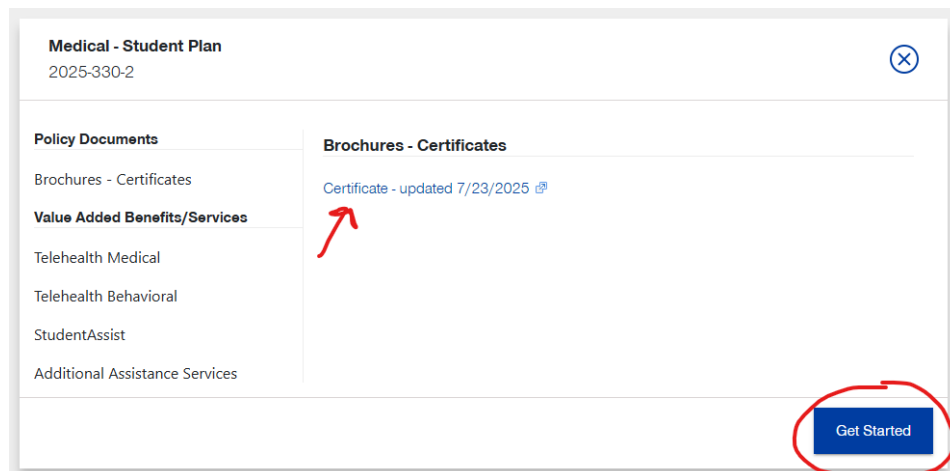
Step 3: Select the correct Policy Year. For current students, you should select 2025-2026.



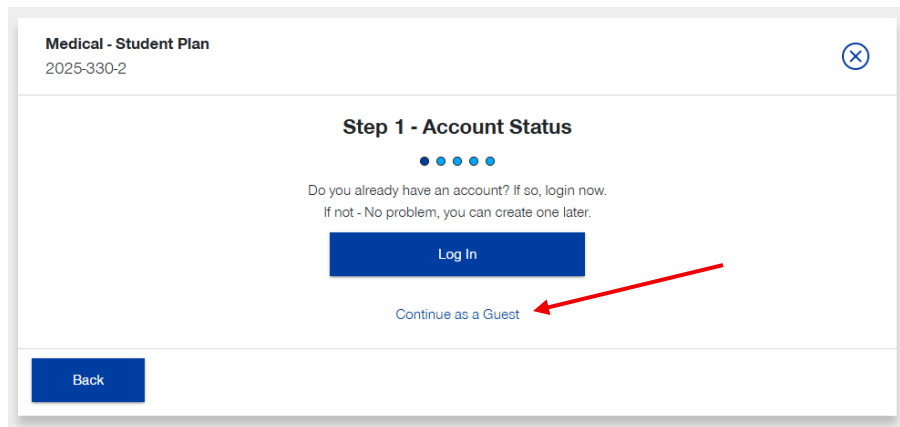
Step 4: There is only one plan available for UF students. Click on the blue words that say “Explore Policy”



Step 5: To see the details of the plan, including what medical care is covered, click on “Certificate”. To begin the enrollment, click on the blue “Get Started” button



Step 6: Click on the option that says “Continue as Guest”.

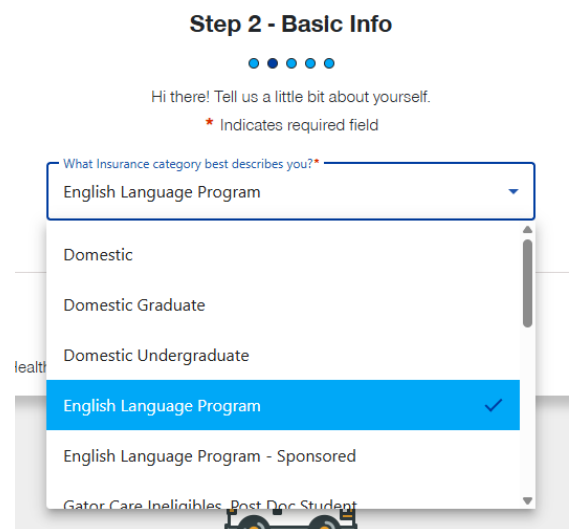


Step 7: On the dropdown menu, select the option that says “English Language Program”.

Do not select “English Language Program – Sponsored” even if you are a sponsored student!

Click the “Next” button to go to next page.

On the next page, click “Continue”.



Step 8: Click on the link that says “Enrollment Form” to enter your information.

UnitedHealthcare StudentResources

Find My School
UHCSR Secure Email

University of Florida

Note: For best results, please use your desktop or laptop computer. Request Coverage is not supported for mobile devices.

University of Florida is pleased to offer a student health insurance plan for eligible students. All students applying for coverage in this plan must submit an application by visiting the Enrollment link below.

Enrollment:
Step 1: Submit your insurance application online (enrollment link below).
Step 2: Once the University of Florida has verified your eligibility and approved your insurance application, you will receive an email with additional details and instructions on how to make your payment. Coverage for dependents is available. Enrollment is not complete until UHCSR has received your payment.

To submit your application please complete this [Enrollment Form](#)

Step 9: Enter your personal information to complete the form. You should only enter the student’s information. You must have a UFID number and a US address to complete the form. If you do not yet have an US mailing address, please contact Christine for help.

Step 10: Coverage period MUST be for the full ELI semester in which you are enrolled. You cannot pay for insurance month-by-month. Select your semester and click “Update Total”

Student Plan / Basic / UnitedHealthcare Insurance Company

Coverage Period*	Rates
	Student

Coverage Description : English Language

<input type="checkbox"/> A-, Annual (8/16/2025-8/15/2026)	\$3,039.00
<input checked="" type="checkbox"/> -, Fall (8/27/2025-12/6/2025)	\$845.00
<input type="checkbox"/> Monthly	\$252.00

NOTE: The amounts stated above include certain fees charged by the school you are receiving coverage through. Such fees may, for example, cover your school's administrative costs associated with offering this health plan.

Total: 0

[UPDATE TOTAL](#)

Step 11: Click the “Submit” button at the bottom of the form.

Step 12: To complete the enrollment, you will get an email that you are approved. Use your Gatorlink to log on to <https://one.ufl.edu/> and pay through the UF Bursar.

Step 13: Log on to the UHCSR website to download your insurance card. Submit your insurance card to <https://my.eli.ufl.edu/> or email it to Christine to confirm.

If you have any questions or need help with the enrollment, contact Christine at christinevoigt@ufl.edu.