

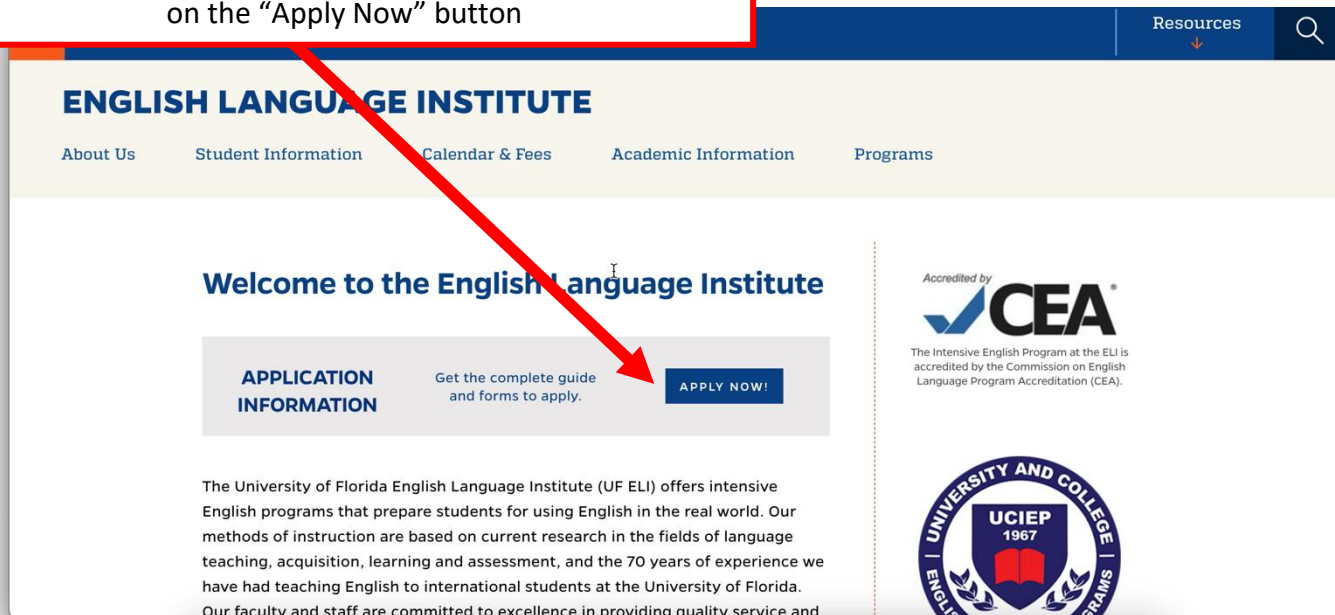


How to Pay your ELI Application Fee: Step-by-Step Guide

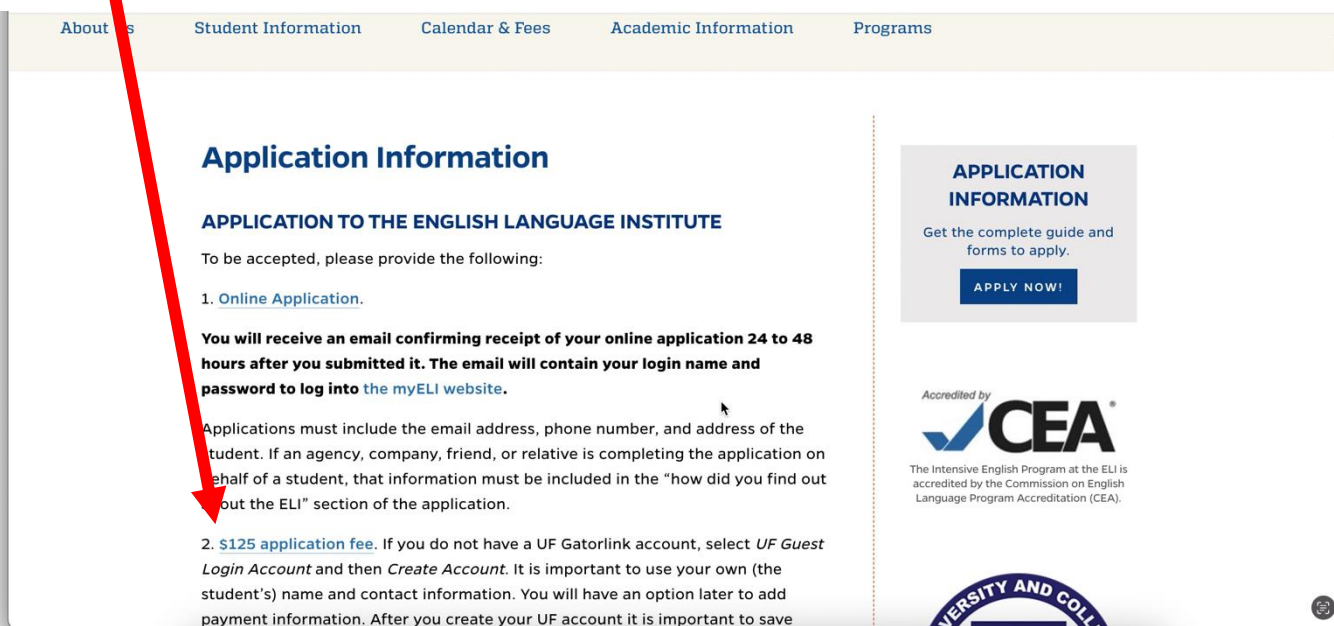
If you have any questions please email StudyEnglish@eli.ufl.edu or call us at **+1 352-392-2070**

After you apply, you will receive an email from StudyEnglish@eli.ufl.edu that includes a link to pay the application fee. If you do not have this, you can find the link on our website by following the steps below.

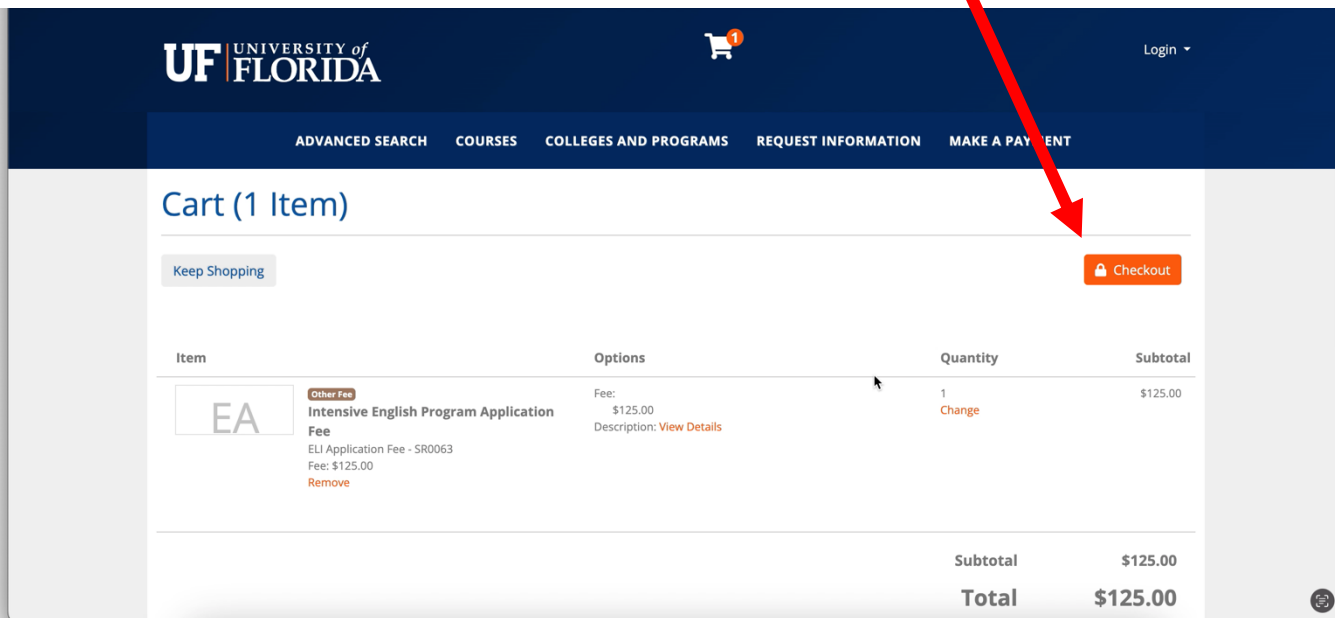
On a **computer** or **phone**, go to <http://eli.ufl.edu> and click on the “Apply Now” button



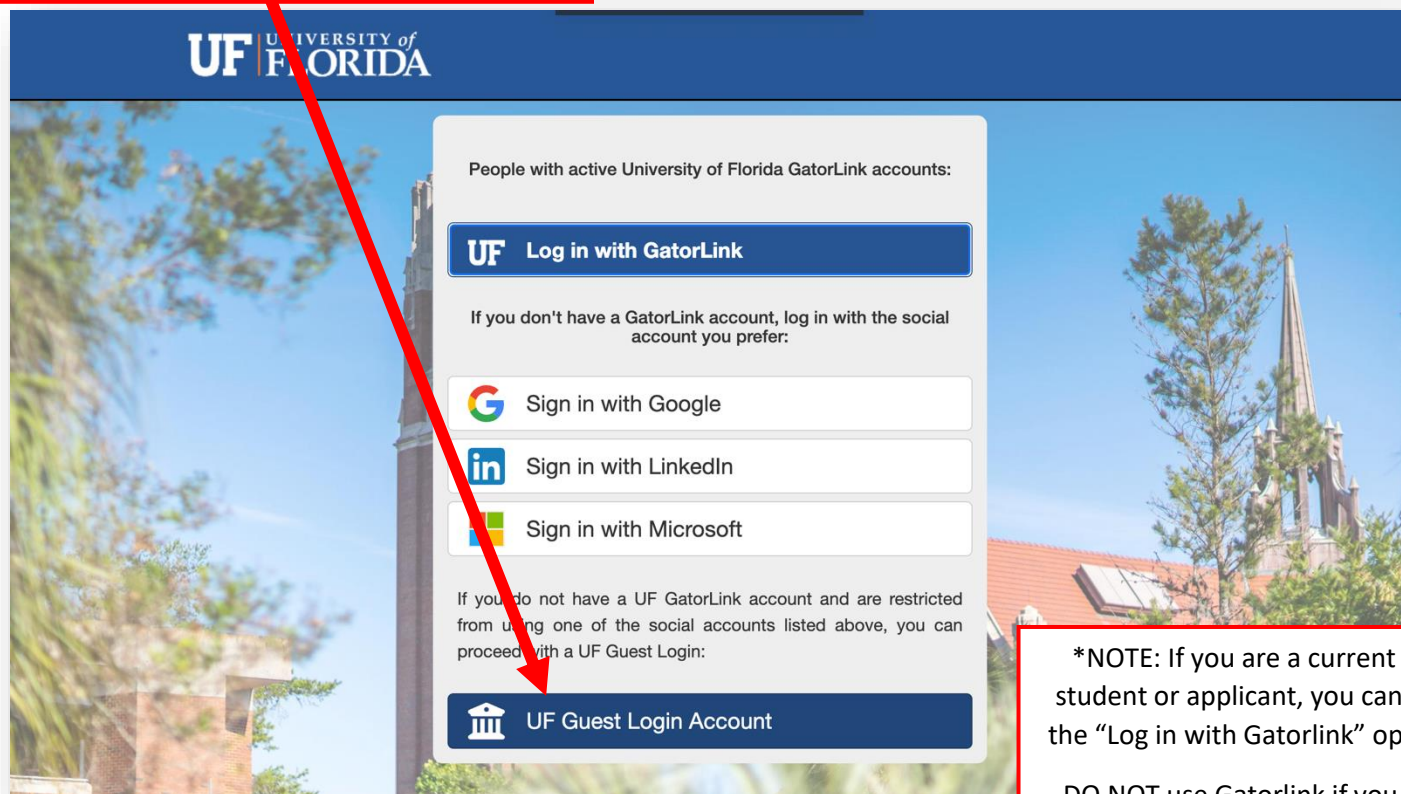
Click on the link “\$125 application fee” on step 2



A new window will open – make sure you are paying the correct amount for the application fee and then click on the orange “Checkout” button



Click on “UF Guest Login Account”



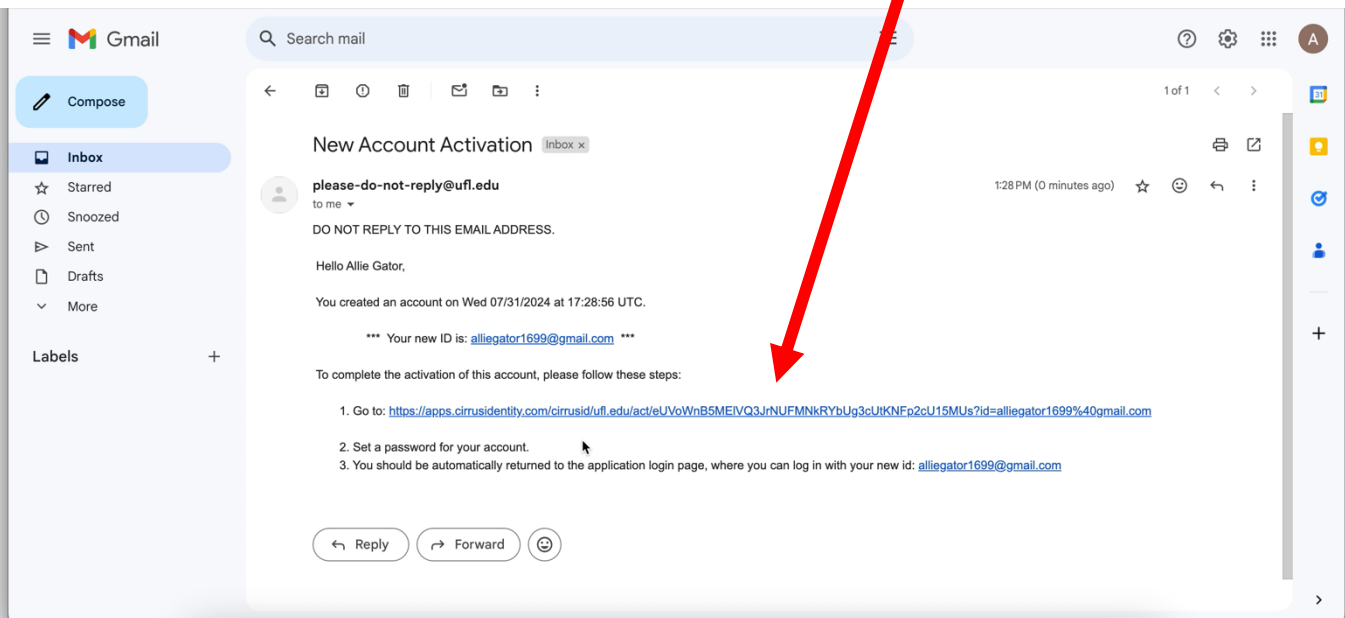
*NOTE: If you are a current UF student or applicant, you can use the “Log in with Gatorlink” option.

DO NOT use Gatorlink if you are paying the application fee for someone other than yourself.

Enter the student's name and email address (a phone number is NOT required), then click on "Create"

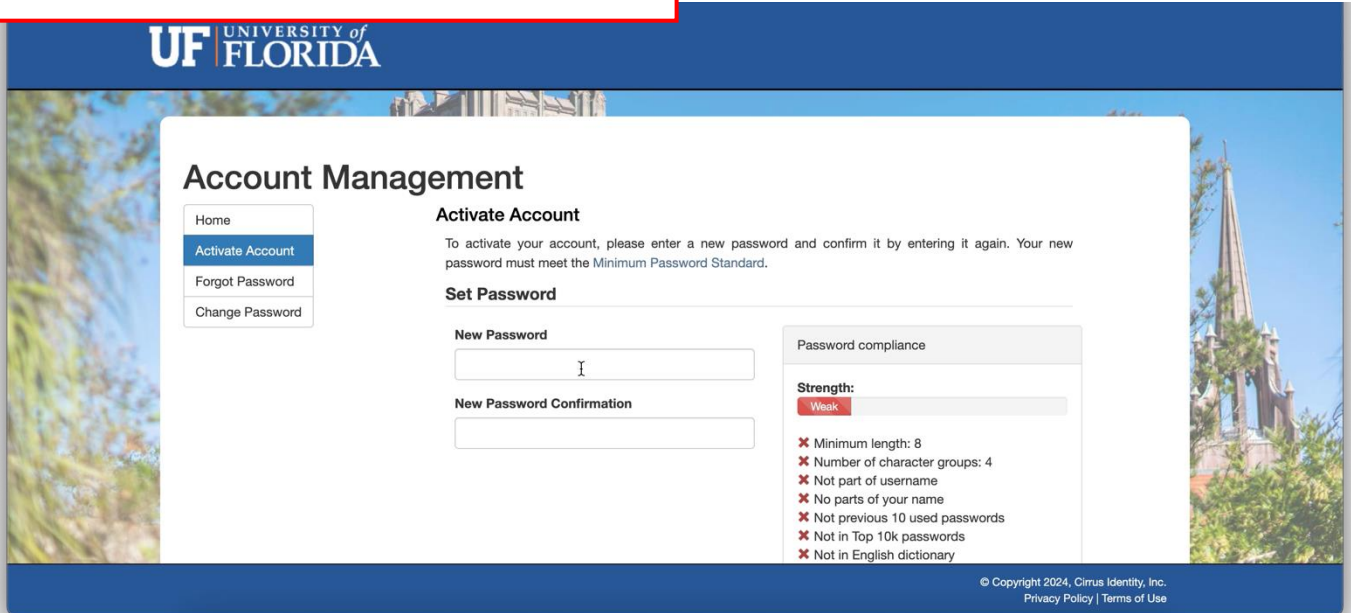
The screenshot shows the 'Account Management' page for the University of Florida. On the left, there is a navigation menu with options: Home, Create Account (highlighted), Forgot Password, and Change Password. The main content area is titled 'Create Account' and includes the instruction: 'Please enter the required information below. Then click the Create button to move to the activation process.' Under 'Required Information', there are four input fields: 'First Name' (containing 'Allie'), 'Last Name' (containing 'Gator'), 'Email Address' (containing 'alligator1699@gmail.com'), and 'Mobile Phone' (empty). A blue 'Create' button is located at the bottom of the form. A red arrow points from the instruction box above to this button. At the bottom right, there is a copyright notice: '© Copyright 2024, Cirrus Identity, Inc. Privacy Policy | Terms of Use'.

Check your email for a message with the subject "New Account Activation"
Click the link to create a password for your new account



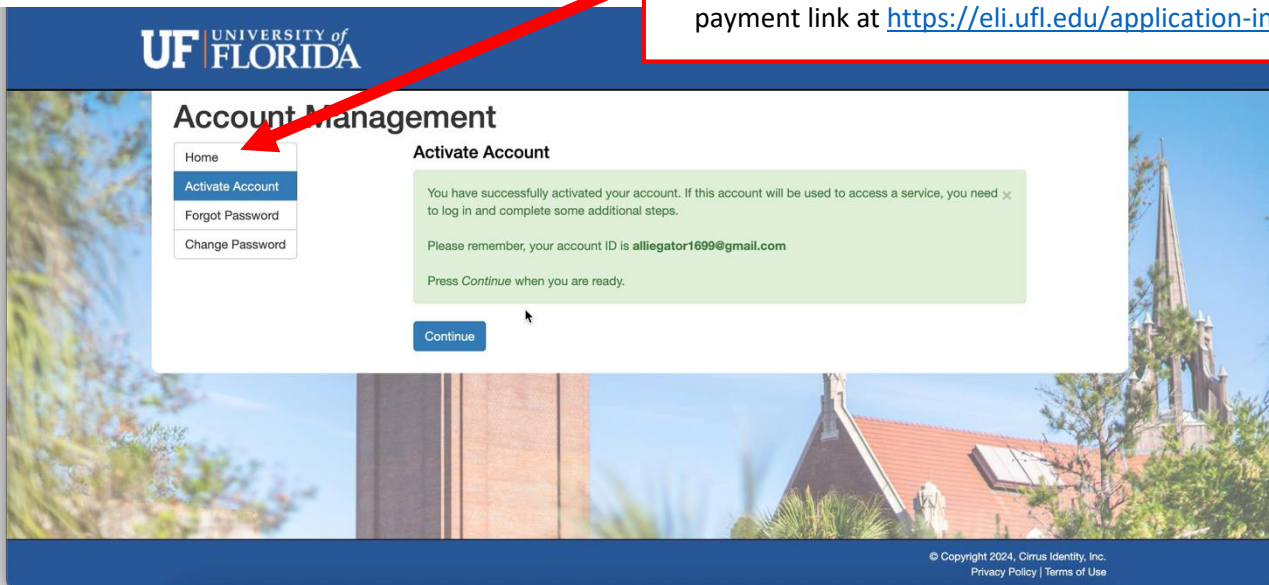
Type a new password that meets all of the criteria listed.

Make sure to save or write down your password so you can log in on the next step.



If you see this message, you have created your account!

To continue, click on "Home" or return to the application fee payment link at <https://eli.ufl.edu/application-information/>



When you return to the Cart, check that you are only paying for 1 application fee.

If you see 2 fees, you can click "Change" to update

Click on "Checkout"

The screenshot shows the University of Florida website's cart page. At the top, there is a navigation bar with the UF logo and links for 'ADVANCED SEARCH', 'COURSES', 'COLLEGE AND PROGRAMS', 'REQUEST INFORMATION', and 'MAKE A PAYMENT'. A shopping cart icon with a '1' is in the top right. Below the navigation is a 'Cart (1 Item)' section with a 'Keep Shopping' button and a 'Checkout' button. The cart contains one item: 'Intensive English Program Application Fee' with a quantity of 1 and a subtotal of \$125.00. A 'Change' link is visible under the quantity. The total at the bottom is \$125.00.

Item	Options	Quantity	Subtotal
Intensive English Program Application Fee ELI Application Fee - SR0063 Fee: \$125.00 Remove	Fee: \$125.00 Description: View Details	1 Change	\$125.00
Subtotal			\$125.00
Total			\$125.00

Click on "UF Guest Login Account"

The screenshot shows the University of Florida login page. It features a background image of a building and trees. A central login panel contains the following options: 'Log in with GatorLink', 'Sign in with Google', 'Sign in with LinkedIn', and 'Sign in with Microsoft'. Below these is a section for 'UF Guest Login Account' with a brief explanation: 'If you do not have a UF GatorLink account and are restricted from using one of the social accounts listed above, you can proceed with a UF Guest Login:'. A red arrow points from the 'UF Guest Login Account' button in the panel to the text box above.

Log in using the email address and password for the account you just created

UF UNIVERSITY of FLORIDA

Login

Username
alligator1699@gmail.com

Password
.....

Login

[Forgot Password?](#)

[Create Account](#)

© 2024 Cirrus Identity

Enter the student's information again and click "Submit"

This will check that the student does not already have a UF account

SEARCH FOR AN EXISTING ACCOUNT.

BEFORE YOU MOVE ON, PLEASE ENTER YOUR INFORMATION BELOW TO SEE IF YOU'RE ALREADY IN UF'S SYSTEM

First Name *

Last Name *

Date of Birth (MM/DD/YYYY) *

Email Address (one that you might have used with UF before and to which you still have access) *

Personal Phone Number (Only enter phone number digits starting after your country code. Do not include dialing prefixes [e.g. 00] or use spaces or dashes) *

North America and Caribbean

Country Code *

Phone Number *

International Number

Country Code *

Phone Number *

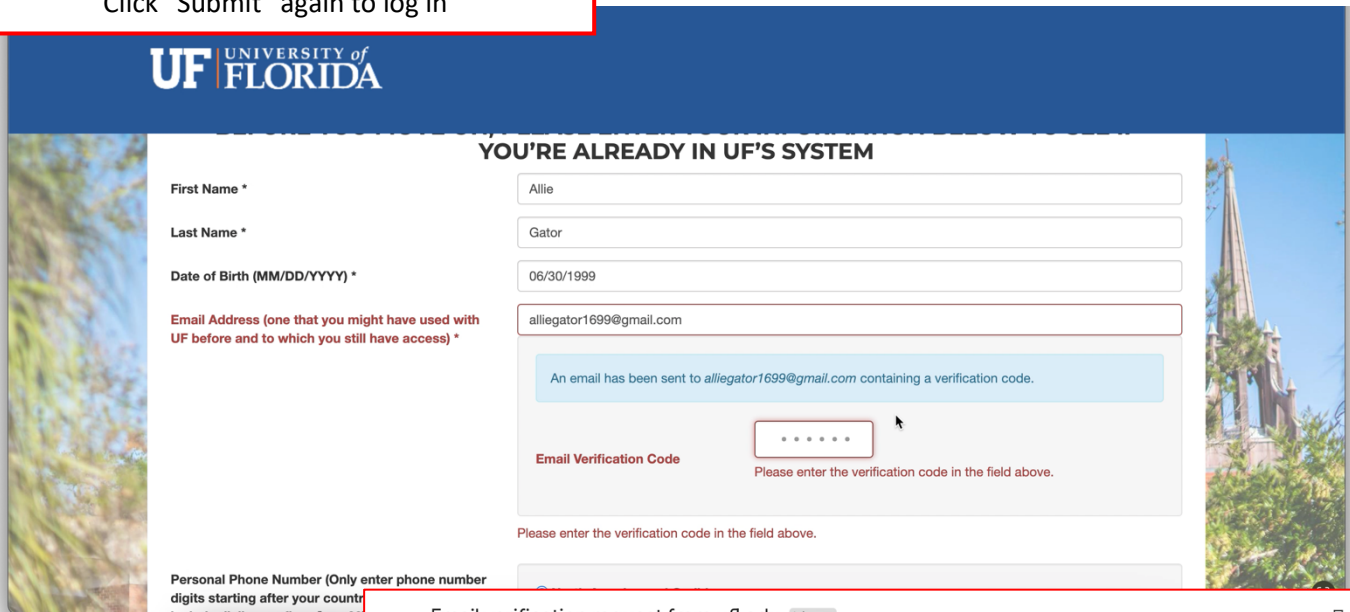
* indicates required fields.

Submit

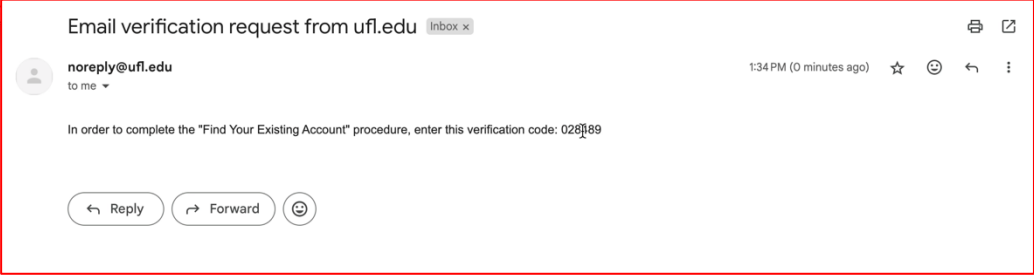
University of Florida
Gainesville, FL 32611
** UF Help Desk: (352) 392-4357 **

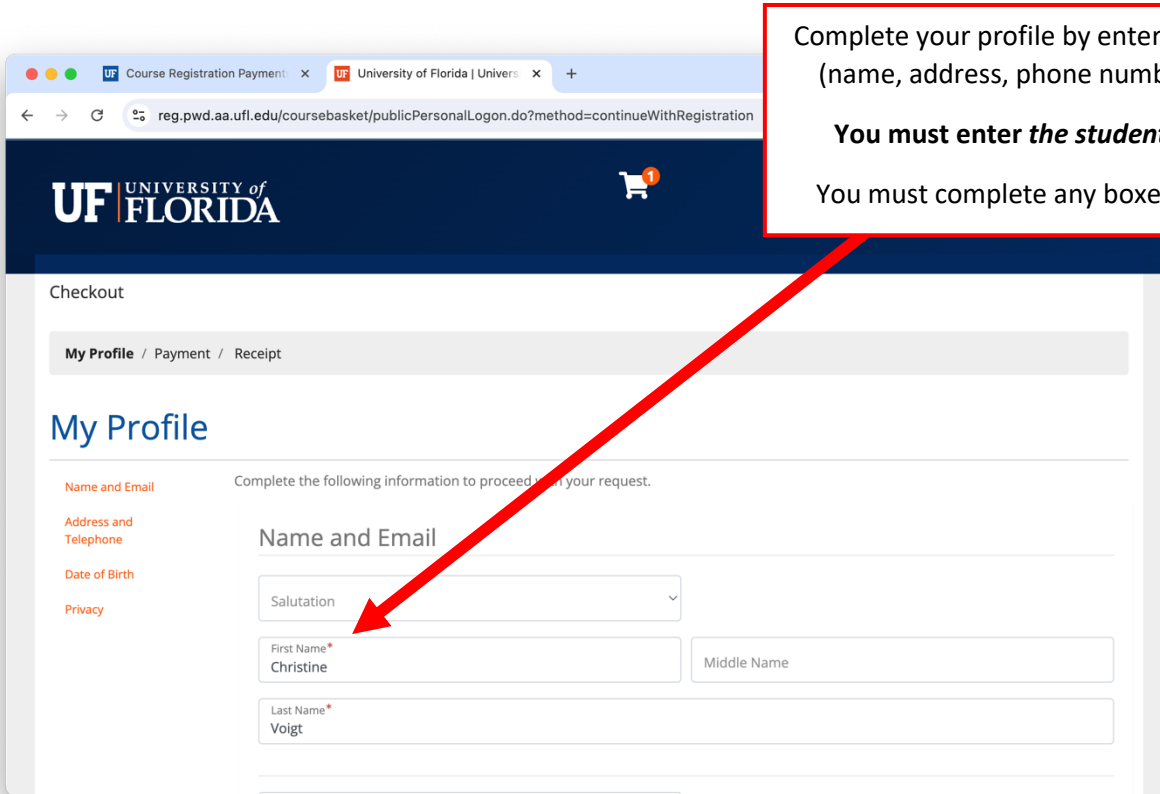
UF will email you a Verification Code. Check the student's email and enter the code in the box

Click "Submit" again to log in



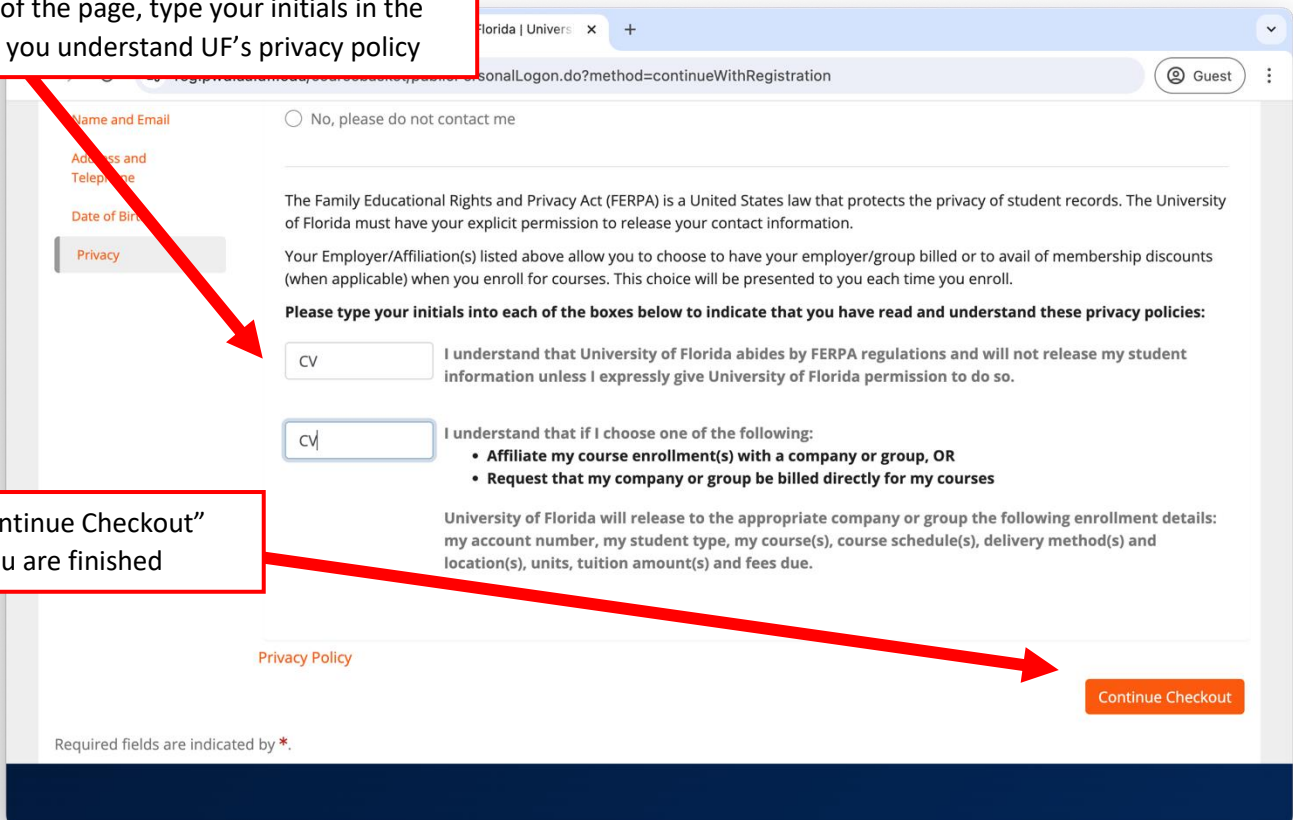
The image shows the University of Florida login page. At the top, the UF logo and the text "UNIVERSITY of FLORIDA" are displayed. Below the logo, the heading "YOU'RE ALREADY IN UF'S SYSTEM" is centered. The form contains several input fields: "First Name" with the value "Allie", "Last Name" with "Gator", "Date of Birth (MM/DD/YYYY)" with "06/30/1999", and "Email Address (one that you might have used with UF before and to which you still have access)" with "alliegator1699@gmail.com". A blue notification box states: "An email has been sent to alliegator1699@gmail.com containing a verification code." Below this, there is an "Email Verification Code" field with six dots, and a prompt: "Please enter the verification code in the field above." At the bottom of the form, there is a "Personal Phone Number" field with the instruction: "Only enter phone number digits starting after your country code".





Complete your profile by entering missing information (name, address, phone number, and date of birth)
You must enter *the student's* information here
You must complete any boxes with a red asterisk *

At the bottom of the page, type your initials in the boxes to show you understand UF's privacy policy



Click on "Continue Checkout" when you are finished



Checkout

My Profile / **Payment** / Receipt


Payment

Profile Summary

Name: Allie Gator
Preferred Address: Home: 1405 W University Ave , Gainesville, FL , 32611, USA
Preferred Phone Number: Home: 1 (352) 6720144
Preferred Email: alligator1699@gmail.com

[View My Profile or Make Changes](#)

You will see the amount of your application fee here

Item	Selected Options	Quantity	Subtotal
 Intensive English Program Application Fee ELI Application Fee - SR0063	Fee: \$125.00 Description: View Details	1	\$125.00
Subtotal			\$125.00
Total			\$125.00

Payment Method: Credit Card

After clicking Continue Checkout, you will be redirected to another page to complete your purchase securely.

Policy Confirmation

Please read the following policy:

I have read and understand the drop, transfer, refund, security, and privacy policies and approve the settlement of any amount owing with my chosen payment method.*

[Print Registration Policies](#)

[Keep Shopping](#)

[Continue Checkout](#)

Required fields are indicated by *.

Click on the "Policy Confirmation" box, then click "Continue Checkout"

Enter the credit/debit card information and the name as it appears on the card

Click the box next to "I'm not a robot"

Click "Process Payment" and wait for confirmation

UF UNIVERSITY of FLORIDA

Please click the process payment button ONLY ONCE and wait 30 seconds for it complete. If it does not complete, contact the college or program for the course you are registering for or email UF-TNTreg@ufl.edu. Do NOT click the process payment button a second time or you may be charged twice. Please note, we are not able to accept PayPal credit/debit cards as a form of payment.

Fields marked with * are required.

Payment Details

amount: 125.00

Billing Information

Card Number * CVV2 * EXP *
Credit/Debit Card Number 999 MMYY

First Name Last Name
First Name Last Name

I'm not a robot reCAPTCHA Privacy Terms

Process Payment Cancel

If your payment is successful, you will see the "Receipt" screen and get an email with the subject "English Language Institute Receipt"

UF UNIVERSITY of FLORIDA Welcome Allie | Log Out

STUDENT PORTAL ADVANCED SEARCH COURSES COLLEGES AND PROGRAMS REQUEST INFORMATION MAKE A PAYMENT

Checkout

My Profile / Payment / Receipt

Receipt

You will also receive a receipt by email.

Basket No.: 48351
Date: Aug 2, 2024

Allie Gator
134 ro, Haebangchan
Seoul, 0000
South Korea
alliegator1699@gmail.com
(352) 6720144
Student Number: X037313 Personnel Number: 56101988

The transaction was successfully completed. Please print this page for your records.

Thank you for your payment! 😊